

YG-1 ROTARY TOOLING

HYDRAULIC CHUCK (Power E)



SHELL MILL ARBOR



END MILL HOLDER



SK SLIM CHUCK



ER COLLET CHUCK



SHRINK FIT HOLDER



POWER MILLING CHUCK



TAPPING ER CHUCK



YG-1 USA



730 Corporate Woods Parkway Vernon Hills, IL 60061 U.S.A.

Phone : 1-800-765-8665 / yg1usa.com
Technical Assistance : 1-888-868-5988

YG-1 Headquarters



13-40, Songdogwahak-ro 16beon-gil, Yeonsu-gu, Incheon, 21984, South Korea

Phone : +82-32-526-0909
E-mail : yg1@yg1.kr / yg1.kr

Call 1-800-765-8665 or visit yg1usa.com. Limited time and availability offer. Cannot be combined with any other offers / discounts. **Valid in USA only** through participating authorized YG-1 distributors.



Search 'YG-1' on social media outlets

Nate Lively
nlively@rjwindustrial.com
(717)-314-0530



YG-1 INDEXABLE MILLING




Nate Lively
nlively@rjwindustrial.com
(717)-314-0530



CAN YOUR ROUGHING CUTTER FINISH?

FM10 PNMU

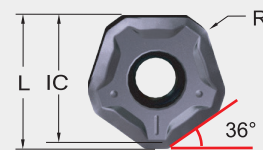

Ability to rough and finish with one cutter



Cutting Angle : 36°
 10 Corner Negative

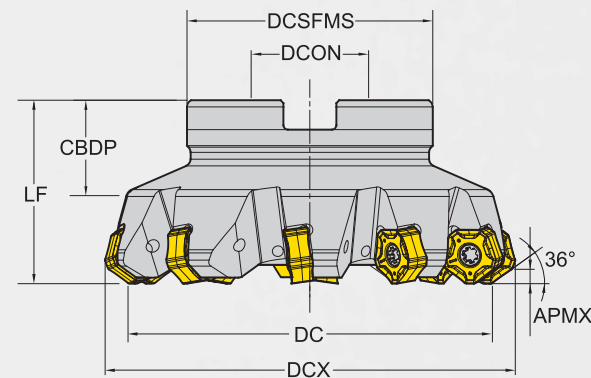

- ▶ 30% higher feed than the typical facemill
- ▶ Higher depth of cut than a high feed mill
- ▶ Ability to rough and finish with one cutter

1. PNMU12 / **Milling Insert**



- **36° entry angle**
 Increased feed rate by 30% over typical 45° facemill
 Outstanding stability due to direction of force into to spindle.
- **10 true cutting edges**
 Separation of cutting edge and wiper yields full use of all 10 edges, resulting in outstanding value.
- **Curved cutting edge and wiper**
 Reduced cutting forces and improved surface finish.

2. PNMU12 / **Milling Cutter**



SHELL MILL ARBOR / **Rotary Tooling**

PNMU / **Milling KIT (Insert+Cutter) Promo**

- Promotion only valid in U.S.A.

* Savings from List price are **up to 39%** / **Valid Until Jun 30, 2022**

PROMO KIT MSRP(USD)	KIT PART No.	DESCRIPTION	1. Milling Insert	2. Milling Cutter
\$ 537.60	Kit F-PNMU12-D200Z4	Ø2 F36 Facemill, PNMU12 (Z=4)	PNMU1206ZNN x 20	F36-PNMU12-D200Z4S0751 x 1
\$ 565.60	Kit F-PNMU12-D250Z5	Ø2.5 F36 Facemill, PNMU12 (Z=5)	PNMU1206ZNN x 20	F36-PNMU12-D250Z5S0751 x 1
\$ 593.60	Kit F-PNMU12-D300Z8	Ø3 F36 Facemill, PNMU12 (Z=8)	PNMU1206ZNN x 20	F36-PNMU12-D300Z8S1001 x 1
\$ 722.40	Kit F-PNMU12-D400Z10	Ø4 F36 Facemill, PNMU12 (Z=10)	PNMU1206ZNN x 30	F36-PNMU12-D400Z10S1251 x 1
\$ 890.40	Kit F-PNMU12-D600Z14	Ø6 F36 Facemill, PNMU12 (Z=14)	PNMU1206ZNN x 30	F36-PNMU12-D600Z14S2001 x 1

1. PNMU12 / **Milling Insert** (10pcs/Pack)

EDP No.	DESCRIPTION	GEOMETRY	APPLICATION	APMX	fz(min)	fz (max)
12000535	PNMU1206ZNN-YG602		ISO-P/M/K	4mm/.157"	0.08mm/.003"	0.60mm/.024"
12000761	PNMU1206ZNN-ST-YG602	-ST	ISO-P/M/S	4mm/.157"	0.10mm/.004"	0.60mm/.024"
12000596	PNMU1206ZNN-YG712		ISO-P	4mm/.157"	0.08mm/.003"	0.60mm/.024"
12000645	PNMU1206ZNN-YG713		ISO-P	4mm/.157"	0.08mm/.003"	0.60mm/.024"
12000753	PNMU1206ZNN-YG012		ISO-P/H	4mm/.157"	0.08mm/.003"	0.50mm/.020"
12000534	PNMU1206ZNN-YG5020		ISO-K	4mm/.157"	0.13mm/.005"	0.60mm/.024"
12000538	PNMU1206ZNN-YG501G		ISO-K	4mm/.157"	0.10mm/.004"	0.60mm/.024"
12000760	PNMU1206ZNN-ST-YG613	-ST	ISO-M/S	4mm/.157"	0.10mm/.004"	0.50mm/.020"
12000671	PNMU1206ZNN-YG613		ISO-M/S	4mm/.157"	0.08mm/.003"	0.50mm/.020"

2. PNMU12 / **Milling Cutter**

EDP No.	DESCRIPTION	TYPE	KAPR	DC	DCON	ZN
17000468	F36-PNMU12-D200Z4S0751	Facemill	36°	2.00"	0.75"	4
17000788	F36-PNMU12-D250Z5S0751	Facemill	36°	2.50"	0.75"	5
17000469	F36-PNMU12-D300Z8S1001	Facemill	36°	3.00"	1.00"	8
17000470	F36-PNMU12-D400Z10S1251	Facemill	36°	4.00"	1.25"	10
17000863	F36-PNMU12-D600Z14S2001	Facemill	36°	6.00"	2.00"	14

ISO	VDI	Sub Group	Cutting Speed Vc													
			YG602		YG712		YG713		YG012		YG613		YG501		YG5020	
			m/min	ft/min	m/min	ft/min	m/min	ft/min	m/min	ft/min	m/min	ft/min	m/min	ft/min	m/min	ft/min
P	1-5	Non-Alloyed Steel	180-280	590-920	220-320	720-1050	200-300	660-980	180-300	590-980	-	-	-	-	-	-
	6-9	Low-Alloyed Steel	150-250	490-820	190-290	620-950	170-270	560-890	180-280	590-920	-	-	-	-	-	-
	10-11	High-Alloyed Steel	70-140	230-460	90-155	300-510	85-145	280-480	80-160	260-520	-	-	-	-	-	-
M	12-13	Ferritic & Martensitic	120-200	390-660	-	-	-	-	-	-	70-180	230-590	-	-	-	-
	14	Austenitic Stainless Steel	130-250	430-820	-	-	-	-	-	-	70-200	230-660	-	-	-	-
K	15-16	Grey Cast Iron	120-250	390-820	-	-	-	-	-	-	-	-	160-300	520-980	200-350	660-1150
	17-18	Nodular Cast Iron	130-220	430-720	-	-	-	-	-	-	-	-	130-210	420-690	150-300	490-980
N	21-30	Non-Ferrous Metals (Al)	-	-	-	-	-	-	-	-	-	-	-	-	-	-
S	31-37	Superalloys & Titanium	-	-	-	-	-	-	-	-	-	-	-	-	-	-
H	38-41	Hard Materials	40- 80	130-260	-	-	-	-	70-120	230-390	-	-	-	-	-	-